

OXYGARD OG 05

PULSE OXYMETER

Monitor
oxygen supply.
Regulate health.



Insufficient oxygen supply is one of the leading causes of chronic health disorders. Measuring and managing oxygen supply becomes easy with pulse oximeters.

Monitor and regulate oxygen supply with Medtech's Oxygard.

FEATURES



Light & Compact Design



Quick Measure Time



Automatic Power-Off Function



Low Power Consumption



Dual-Colour OLED Display



Respiratory Rate



Oxygen Level



Perfusion index

BENEFITS



Measures Pulse Rate



Measures Oxygen Saturation



High Accuracy



Easy to Operate & Carry



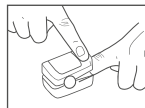
Useful For -

Monitoring patient's oxygen saturation and heart rate during high altitude activities and sports. It is pivotal in managing supplemental oxygen usage, asthma, and COPD.

HOW TO USE

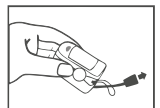
01

Place a finger in the pulse oximeter till the end. Press the switch on the front once to switch on.



02

Tie the lanyard through the rear hole of the pulse oximeter.



SPECIFICATIONS

1. Description of the Front and Back Panel (as Figure 1.1.1 and Table 1.1.2)

Table 1.1.2 Part Definition and Description

Item	Name	Description
1	Button	Start the working state and set parameters
2	OLED Panel	Display the SpO2/PR & Bar-graph, Plethysmogram, PI.
3	Battery Compartment Pl.	2xAAA 1.5V Alkaline battery

WARNING: Do not attempt to recharge normal alkaline batteries, they may leak and may cause a fire or even explode.

Installing two AAA batteries into battery cassette in correct polarities and cover it (as Figure 1.2.1).

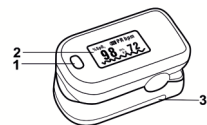


Figure 1.1.1 Parts of front & back panel

1.2 Install Battery

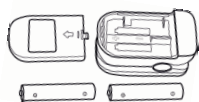


Figure 1.2.1

1.3 Turn the Pulse Oximeter "ON"
Put one of fingers into rubber hole of the oximeter (as much area as possible) with nail surface upward (as Figure 1.3.1), then release the clamp. Press the button, oximeter will go into the working state. Keep your tested hand still during measurement.

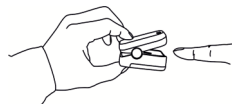


Figure 1.3.1

Power

Internal:	2xAAA 1.5V alkaline battery
Power Consumption:	30mA(Normal)

Environmental:

Operating Temperature:	5°C to 40°C
Storage Temperature:	-20°C to 55°C
Relative Humidity:	15% to 85% non-condensing

Electronics Parameters:

Parameter	Value		
SpO2(Oxygen saturation)	35-100%		
PR (Pulse Rate)	25-250 bpm		
RR (Respiration Rate)	10-70 rpm		
Resolution	SpO2 (Oxygen saturation)		1%
	PR (Pulse Rate)		1 bpm
	PI (Perfusion Index)		0.1% (<10%) 1% (10%-20%)
	RR (Respiration Rate)		1 rpm
Measure Accuracy: *Arms	SpO2 (Oxygen saturation)		2% (80% - 100%) 3% (70% - 80%) Unspecified (<70%)
	PR (Pulse Rate)		2 bpm
	PI (Perfusion Index)		1%
	RR (Respiration Rate)		2 rpm

* Arms accuracy is a statistical calculation of the difference between device measurements and reference measurements. Approximately two-thirds of the device measurements fell within +/- Arms of the reference measurements in a controlled study.

Please take advice of the authorized medical practitioner before use.

Note: The information provided is best to our knowledge and subject to change without notice.

Picture for illustration purposes only, actual product and accessories may vary.

Specifications are subject to change without notice.

OUR PRODUCT RANGE

Nebulizer | BP Monitor (Digital/LED) | Steam Inhaler | Thermometer | Pulse Oximeter
Oxygen Concentrator | Air Pressure Mattress | Auto CPAP | Needle Burner & Syringe Destroyer

MEDTECH LIFE PVT. LTD. (Formerly Nulife Global Medical Devices Pvt. Ltd.)

B6, Byculla Service Industries, D.K. Marg, Byculla, Mumbai 400 027, India.

+9122 2374 8372 / 73 +9122 6657 8989 info@medtechlife.com

Domestic: +91 82917 26885/ +91 82917 26884 / 83

Export: +91 91369 23382 / +91 93263 56572

<https://bit.ly/2NYdqh3>

<https://www.facebook.com/medtech.India>

medtechlife