

# HANDY TMP 01

DIGITAL THERMOMETER







Monitor your  
temperature.  
Manage illness.



A temperature rise is generally caused due to an infection.  
Monitoring any temperature rise can help you manage illness.

**Measure temperature with Medtech's Digital Thermometer.**

## KEY FEATURES

-  Digital Display
-  Unbreakable Make
-  Accurate Readings
-  Automatic Shut-Down
-  Memory
-  Beep Sound Signal

## BENEFITS

-  Safe
-  Dependable
-  Fast and Convenient

One unit, for your entire family.



### Useful For -

Measuring body temperature orally, rectally, or auxillaryly.  
Do not use the same thermometer for oral and rectal measures.

## HOW TO USE

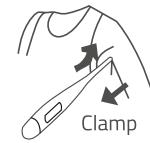
Press the Power-On button. After the beep, the screen will display the right figure.



The screen will then display the last measured temperature.



When it is ready to measure the temperature, place the thermometer in the correct place after 'C' or 'F'



Clamp



Hold the Arm Lightly by Hand

Press power button again, switch off.



## BODY TEMPERATURE

37						98.599998	
Celsius °C						Fahrenheit (F)	
Normal Body Temperature Range Table							
		0-2 Years	3-10 Years	11-65 Years	- 65 Years		
Oral	F	-	95.9 - 99.5	97.6 - 99.6	96.4 - 98.5		
	C	-	35.5 - 37.5	36.4 - 37.6	35.8 - 36.9		
Rectal	F	97.9 - 100.4	97.9 - 100.4	99.6 - 100.6	97.1 - 99.2		
	C	36.6 - 38.0	36.6 - 38.0	37.0 - 38.1	36.2 - 37.3		
Auxillary	F	94.5 - 99.1	96.6 - 98.0	95.3 - 98.4	96.0 - 97.4		
	C	34.7 - 37.3	35.9 - 36.7	35.2 - 36.9	35.6 - 36.3		

DISCLAIMER : The Normal Body Temperature Range Table is for reference use only. Data provided are derived from multiple sources with varying levels of accuracy. The Developer disclaims all responsibility for the accuracy or completeness of the data shown hereon.

Note: The information provided is best to our knowledge and subject to change without notice.

Picture for illustration purposes only, actual product and accessories may vary. Specifications are subject to change without notice.

## TIPS FOR CHANGING THE BATTERY



It is time to change the battery when the display shows a battery icon.



Pull the battery cover.



Pull out the battery gently.



Place new 1.55V DC button size battery.

## OUR PRODUCT RANGE

Nebulizer | BP Monitor (Digital/LED) | Steam Inhaler | Thermometer | Pulse Oximeter  
Oxygen Concentrator | Air Pressure Mattress | Auto CPAP | Needle Burner & Syringe Destroyer

## MEDTECH LIFE PVT. LTD. (Formerly Nulife Global Medical Devices Pvt. Ltd.)

B6, Byculla Service Industries, D.K. Marg, Byculla, Mumbai 400 027, India.

+9122 2374 8372 / 73 +9122 6657 8989 info@medtechlife.com

Domestic: +91 82917 26885/ +91 82917 26884 / 83

Export: +91 91369 23382 / +91 87676 84540 / +91 93263 56572

<https://bit.ly/2NYdqh3>

<https://www.facebook.com/medtechmumbai>

[medtechlife](https://www.youtube.com/medtechlife)